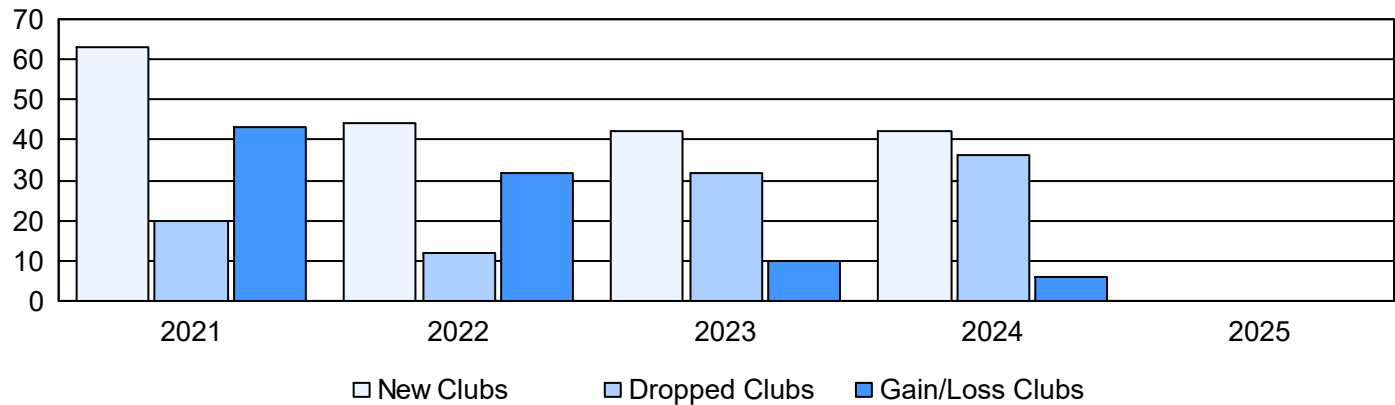
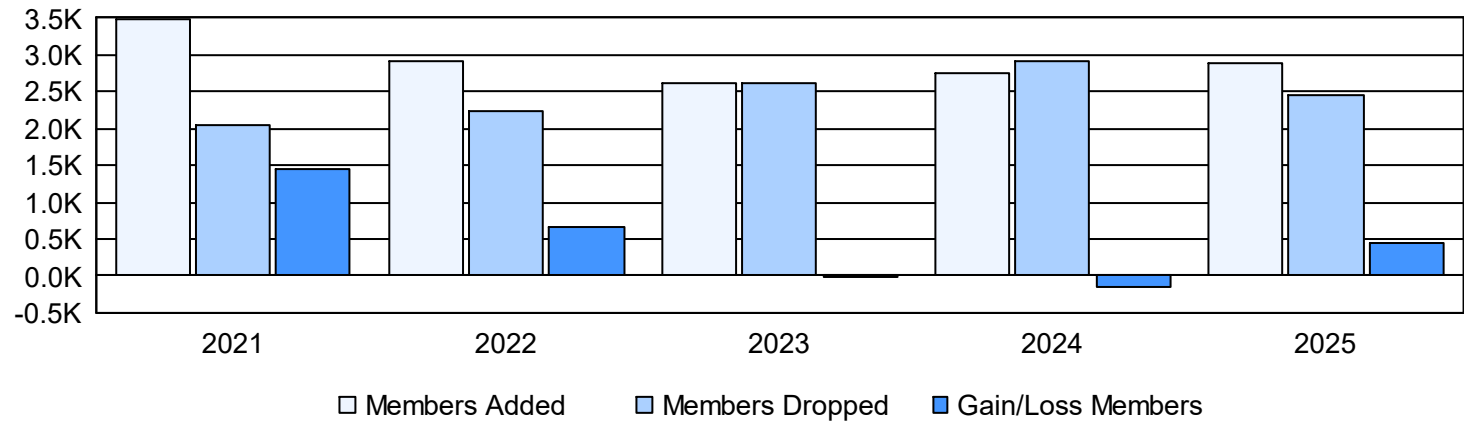


Year	New Clubs	Dropped Clubs	Gain/ Loss Clubs	New Members	Charter Members	Reinstate Members	Transfer Members	Total Member Added	Total Members Dropped	Gain/ Loss Members
2020-2021	63	20	43	1,819	1,542	82	47	3,490	2,043	1,447
2021-2022	44	12	32	1,678	1,111	102	28	2,919	2,244	675
2022-2023	42	32	10	1,205	1,123	221	66	2,615	2,630	-15
2023-2024	42	36	6	1,423	1,064	201	70	2,758	2,912	-154
2024-2025				1,502	1,017	315	53	2,887	2,453	434
Average	48	25	23	1,525	1,171	184	53	2,934	2,456	477

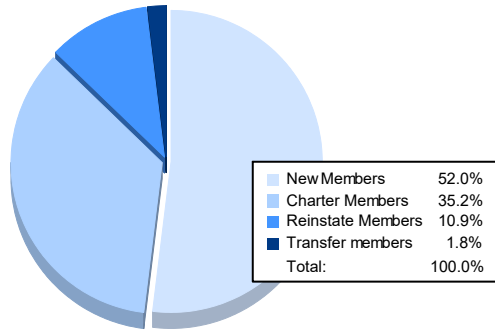
Clubs



Members



Membership Composition June 2025 Cumulative



Gender Composition June 2025 Cumulative

